

Regulatory return targets

Andreas Lagerås,
Portfolio Manager – AFA Insurance
Docent – Stockholm University

andreas.lageras@afaforsakring.se
andreas@math.su.se

KTH 2015-05-11

AFA Insurance

- Owned by the labour market parties
 - The Confederation of Swedish Enterprise (Svenskt Näringsliv),
 - The Swedish Trade Union Confederation (LO), and
 - PTK.
- Collectively bargained insurances for sickness and work injuries.
- Liabilities \approx 100 billion SEK
 - Most policies for work injury (4.5 million insured).
 - Sickness largest liability (top up social security)
 - Duration \approx 8 years.
- Assets \approx 220 billion SEK
 - 50% fixed income
 - 40% equity
 - 10% real estate

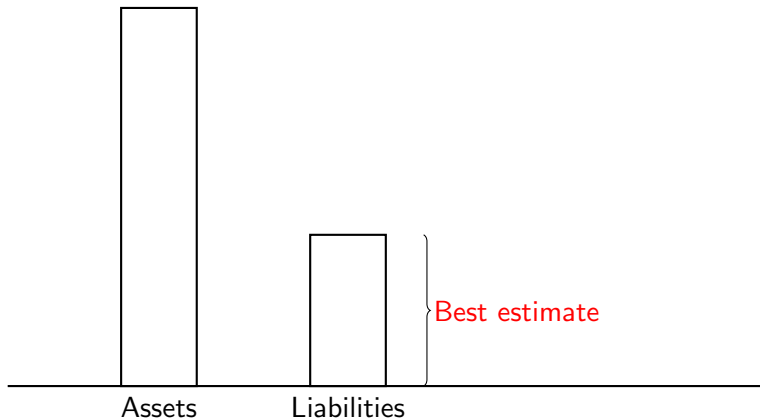
Disclaimer

Views expressed are my own, and not necessarily those of AFA Insurance!

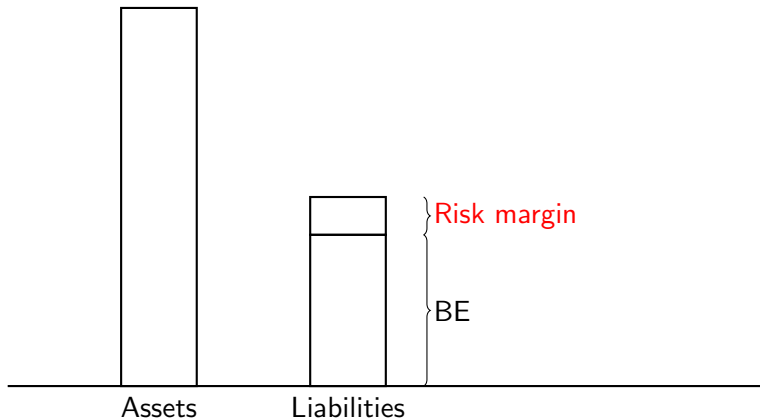
Solvency II

- EU wide regulations coming into force next year.
- Quantitative and qualitative requirements, and reporting!
- In order to be solvent, assets must cover the sum of
 - *Best estimate* (BE) = “market value” of liabilities,
 - *Risk margin* (RM) = cost of capital for other (re)insurer to take over the liabilities, and
 - *Solvency Capital Requirement* (SCR) = 99.5%(!) yearly VaR of basic own funds, i.e. assets minus (BE + RM).
- SCR depends on both asset and liability composition.
- SCR can be calculated by a *standard formula* or an *internal model*.

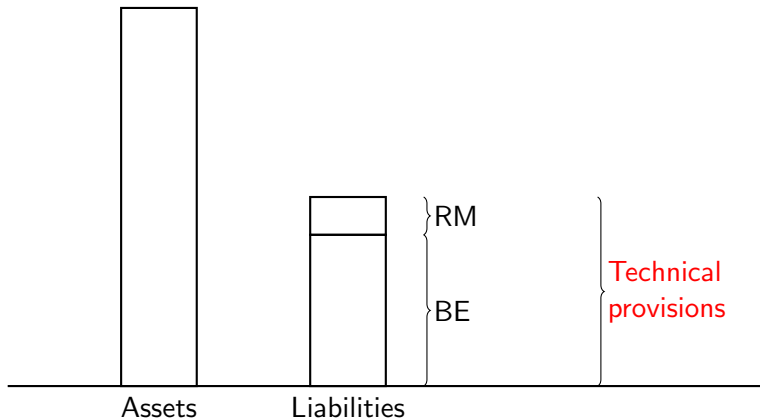
Solvency II balance sheet



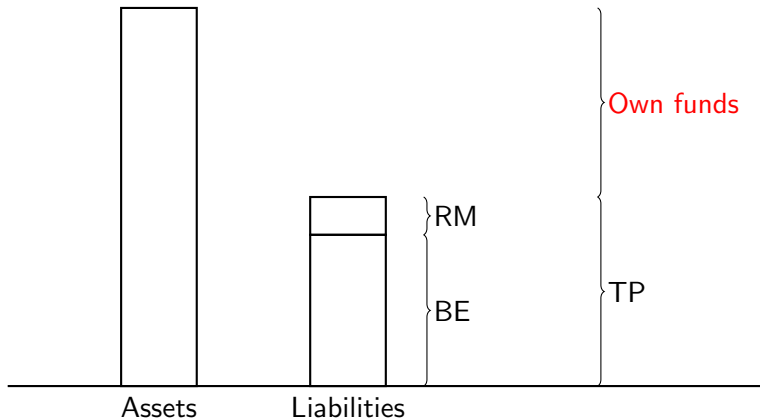
Solvency II balance sheet



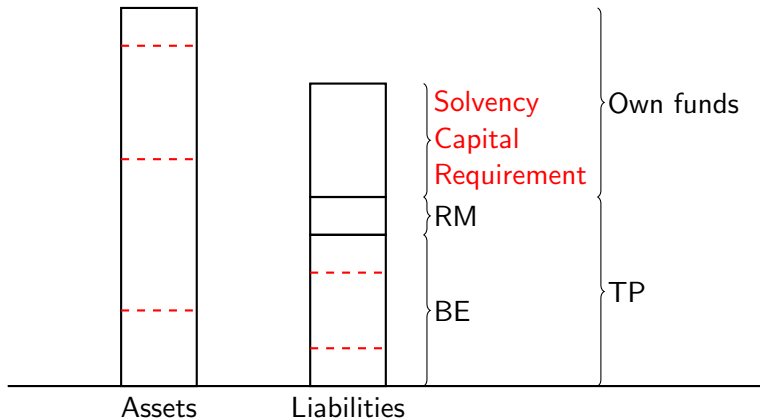
Solvency II balance sheet



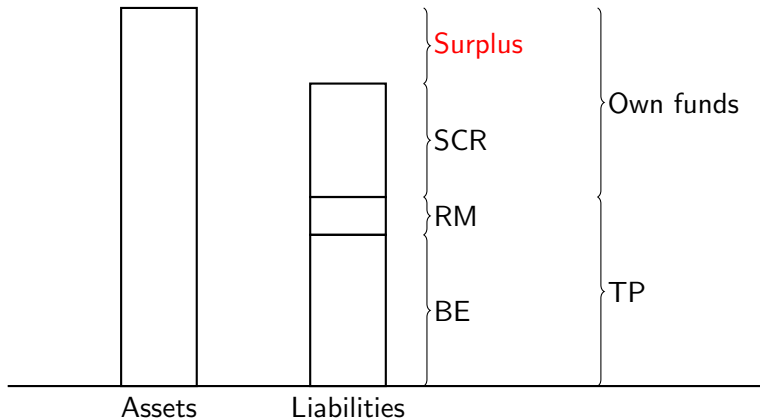
Solvency II balance sheet



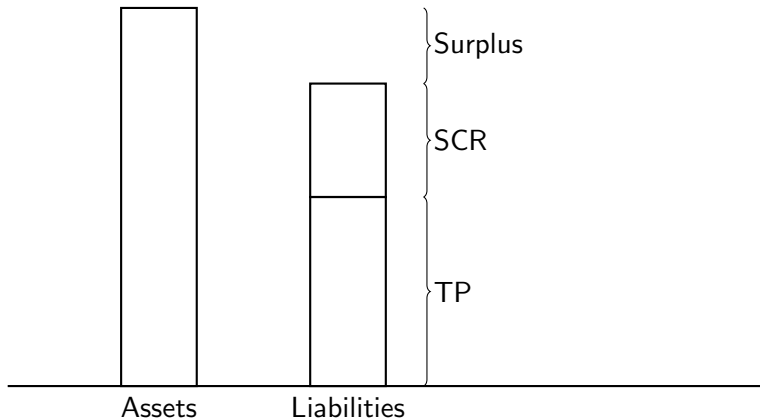
Solvency II balance sheet



Solvency II balance sheet



Solvency II balance sheet



Standard model of SCR 1(3)

- The overall SCR is calculated from the SCR for different submodules, e.g. market risk, life risk, health risk, etc.

$$\text{SCR} = \sqrt{\sum_{\alpha\beta} \rho_{\alpha\beta} \text{SCR}_{\alpha} \text{SCR}_{\beta}}$$

- The submodule SCR's are calculated by the same type of square root of correlated capital requirements for, e.g., equity risk, interest rate risk, foreign exchange risk, etc.

$$\text{SCR}_{\alpha} = \sqrt{\sum_{ij} \rho_{ij} \text{SCR}_{i} \text{SCR}_{j}}$$

Standard model of SCR 2(3)

- Individual SCR's are typically expressed as $SCR_i = s_i x_i$ where s_i is the 99.5% VaR ("stress") for one SEK of exposure, and x_i is the exposure in SEK, to asset or liability of type i .
- Even though the structure with a square root of a quadratic expression looks like the expression for the quantile of an elliptical distribution such as the normal distribution, the *nesting* of such square root expressions is in general inconsistent with any multivariate distribution of risks (Filipović).

Standard model of SCR 3(3)

- The *surplus* is nonlinear in the composition of the asset (and liability) portfolio.

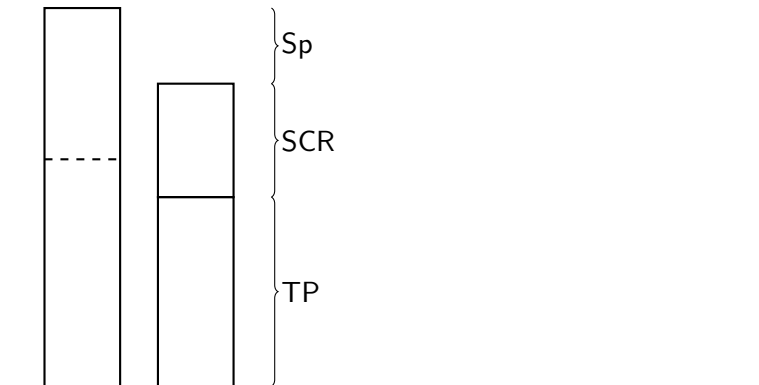
Standard model of SCR 3(3)

- The *surplus* is nonlinear in the composition of the asset (and liability) portfolio.
- A reallocation of the asset portfolio towards asset classes considered risky in the SCR calculation increases the SCR, thus decreasing the surplus.
- The owners of the insurance company have a utility derived from the distribution of the surplus (among other things).

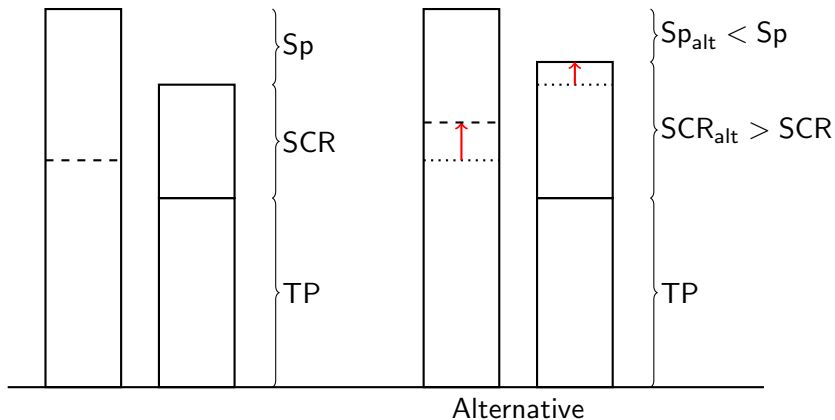
Standard model of SCR 3(3)

- The *surplus* is nonlinear in the composition of the asset (and liability) portfolio.
- A reallocation of the asset portfolio towards asset classes considered risky in the SCR calculation increases the SCR, thus decreasing the surplus.
- The owners of the insurance company have a utility derived from the distribution of the surplus (among other things).
- *What return targets should different assets have?*

Alternative asset allocation



Alternative asset allocation



Risk measures 1(2)

- With X a random variable representing loss measured in SEK, the *risk measure* $R[X]$ is a function of X 's distribution, with the interpretation it is the buffer capital needed in order for the position to be acceptable.

Risk measures 1(2)

- With X a random variable representing loss measured in SEK, the *risk measure* $R[X]$ is a function of X 's distribution, with the interpretation it is the buffer capital needed in order for the position to be acceptable.
- Nice-to-have features:
 - **Translation invariance** $R[X - c] = R[X] - c$ for constant c .
 - **Homogeneity** $R[\lambda X] = \lambda R[X]$ for constant $\lambda > 0$.
 - **Monotonicity** $X \leq Y$ a.s. $\Rightarrow R[X] \leq R[Y]$.
 - **Subadditivity** $R[X + Y] \leq R[X] + R[Y]$.

Risk measures 1(2)

- With X a random variable representing loss measured in SEK, the *risk measure* $R[X]$ is a function of X 's distribution, with the interpretation it is the buffer capital needed in order for the position to be acceptable.
- Nice-to-have features:
 - **Translation invariance** $R[X - c] = R[X] - c$ for constant c .
 - **Homogeneity** $R[\lambda X] = \lambda R[X]$ for constant $\lambda > 0$.
 - **Monotonicity** $X \leq Y$ a.s. $\Rightarrow R[X] \leq R[Y]$.
 - **Subadditivity** $R[X + Y] \leq R[X] + R[Y]$.
- VaR in general fails to be subadditive.
- Note that SCR is a homogeneous risk measure

Risk measures 2(2)

- Consider a portfolio with u_i units of asset or liability i , each with per-unit value Y_i SEK at a certain time horizon, with expected value $m_i := \mathbb{E}[Y_i]$.

Risk measures 2(2)

- Consider a portfolio with u_i units of asset or liability i , each with per-unit value Y_i SEK at a certain time horizon, with expected value $m_i := \mathbb{E}[Y_i]$.
- The portfolio value at the horizon is $Y(u) := \sum_i u_i Y_i$, with expected value $m(u) := \mathbb{E}[Y(u)]$.

Risk measures 2(2)

- Consider a portfolio with u_i units of asset or liability i , each with per-unit value Y_i SEK at a certain time horizon, with expected value $m_i := \mathbb{E}[Y_i]$.
- The portfolio value at the horizon is $Y(u) := \sum_i u_i Y_i$, with expected value $m(u) := \mathbb{E}[Y(u)]$.
- We call $r(u) := R[-Y(u)]$ the *risk measure* of the portfolio.

Risk measures 2(2)

- Consider a portfolio with u_i units of asset or liability i , each with per-unit value Y_i SEK at a certain time horizon, with expected value $m_i := \mathbb{E}[Y_i]$.
- The portfolio value at the horizon is $Y(u) := \sum_i u_i Y_i$, with expected value $m(u) := \mathbb{E}[Y(u)]$.
- We call $r(u) := R[-Y(u)]$ the *risk measure* of the portfolio.
- We want to have a portfolio with m large and r small.
- Assets with large expected value typically increase the risk.
- A natural question is *what return targets should be placed on different asset classes in view of their different costs with regard to the risk capital?*

Homogeneous functions and the Euler capital allocation

- r has the corresponding features as R , and in particular homogeneity: $r(\lambda u) = \lambda r(u)$ for $\lambda > 0$.

Homogeneous functions and the Euler capital allocation

- r has the corresponding features as R , and in particular homogeneity: $r(\lambda u) = \lambda r(u)$ for $\lambda > 0$.
- Theorem (Euler): f is homogeneous $\iff f(u) = u \cdot \nabla f(u)$.

Homogeneous functions and the Euler capital allocation

- r has the corresponding features as R , and in particular homogeneity: $r(\lambda u) = \lambda r(u)$ for $\lambda > 0$.
- Theorem (Euler): f is homogeneous $\iff f(u) = u \cdot \nabla f(u)$.
- A homogeneous risk measure can be decomposed into a sum of risk contributions: $r(u) = \sum_i u_i r'_i(u)$.
- One can view this as an allocation of the overall risk capital $r(u)$ to respective assets and liabilities i , with each being allocated capital $u_i r'_i$.

Homogeneous functions and the Euler capital allocation

- r has the corresponding features as R , and in particular homogeneity: $r(\lambda u) = \lambda r(u)$ for $\lambda > 0$.
- Theorem (Euler): f is homogeneous $\iff f(u) = u \cdot \nabla f(u)$.
- A homogeneous risk measure can be decomposed into a sum of risk contributions: $r(u) = \sum_i u_i r'_i(u)$.
- One can view this as an allocation of the overall risk capital $r(u)$ to respective assets and liabilities i , with each being allocated capital $u_i r'_i$.
- Note that r , the risk capital, is in general only a bookkeeping fiction and the capital invested has a completely different value!

Motivating the Euler allocation principle

- The ratio of the expected value of an asset i to its risk capital is m_i/r_i' . One could use these ratios to rank assets.

Motivating the Euler allocation principle

- The ratio of the expected value of an asset i to its risk capital is m_i/r_i' . One could use these ratios to rank assets.
- This principle is optimal in a certain sense: Let m be the overall expected value of a given portfolio and r its risk. The vector $a = (a_1, \dots, a_n)$, as a function of the portfolio composition, is *suitable for performance measurement* if $m_i/a_i > (<) m/r$ implies that an infinitesimal increase in asset i increases (decreases) m/r .

Motivating the Euler allocation principle

- The ratio of the expected value of an asset i to its risk capital is m_i/r_i' . One could use these ratios to rank assets.
- This principle is optimal in a certain sense: Let m be the overall expected value of a given portfolio and r its risk. The vector $a = (a_1, \dots, a_n)$, as a function of the portfolio composition, is *suitable for performance measurement* if $m_i/a_i > (<) m/r$ implies that an infinitesimal increase in asset i increases (decreases) m/r .

Theorem (Tasche 1999): The only suitable $a = \nabla r$.

Possible approaches

1. Assets should have equal expected return μ_i compared with their regulatory stress s_i .
→ Equal ratios μ_i/s_i .

Possible approaches

1. Assets should have equal expected return μ_i compared with their regulatory stress s_i .
→ Equal ratios μ_i/s_i .

2. Euler capital allocation principle based on SCR.
→ Equal ratios μ_i/SCR'_i .

Possible approaches

1. Assets should have equal expected return μ_i compared with their regulatory stress s_i .
 - Equal ratios μ_i/s_i .
 - Disregards diversification in SCR formula.

2. Euler capital allocation principle based on SCR.
 - Equal ratios μ_i/SCR'_i .

Possible approaches

1. Assets should have equal expected return μ_i compared with their regulatory stress s_i .
 - Equal ratios μ_i/s_i .
 - Disregards diversification in SCR formula.

2. Euler capital allocation principle based on SCR.
 - Equal ratios μ_i/SCR'_i .
 - Depends on current asset and liability composition.

Possible approaches

1. Assets should have equal expected return μ_i compared with their regulatory stress s_i .
 - Equal ratios μ_i/s_i .
 - Disregards diversification in SCR formula.
 - Disregards own risk assessment and utility function.

2. Euler capital allocation principle based on SCR.
 - Equal ratios μ_i/SCR'_i .
 - Depends on current asset and liability composition.
 - Disregards own risk assessment and utility function.

Possible approaches

1. Assets should have equal expected return μ_i compared with their regulatory stress s_i .
 - Equal ratios μ_i/s_i .
 - Disregards diversification in SCR formula.
 - Disregards own risk assessment and utility function.
2. Euler capital allocation principle based on SCR.
 - Equal ratios μ_i/SCR'_i .
 - Depends on current asset and liability composition.
 - Disregards own risk assessment and utility function.
3. Something based on own risk assessment and utility function. . .

SCR is not my risk measure!

- I should care about my own utility function.

SCR is not my risk measure!

- I should care about my own utility function.
- I have my own view about the distribution of assets and liabilities.

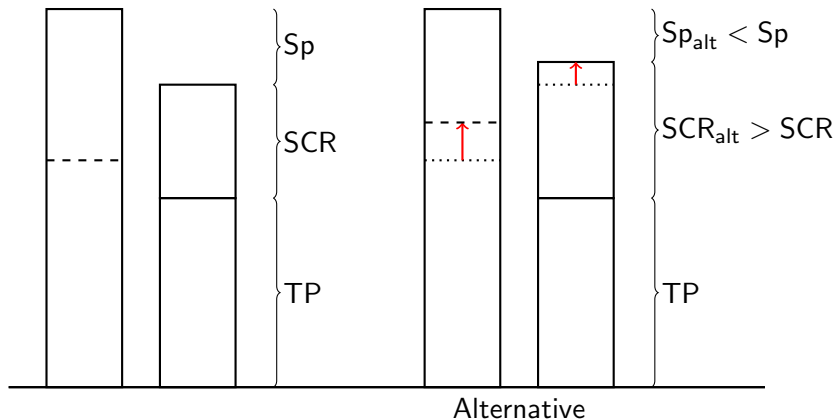
SCR is not my risk measure!

- I should care about my own utility function.
- I have my own view about the distribution of assets and liabilities.
- Caring about the surplus means also taking SCR into account.

SCR is not my risk measure!

- I should care about my own utility function.
- I have my own view about the distribution of assets and liabilities.
- Caring about the surplus means also taking SCR into account.
- My utility could depend on more than the value or the surplus at a single time horizon, and my perception of risk might not be described with a single risk measure.

Alternative asset allocation



Suggested approach

- Assumption: The portfolio has been optimised to have maximum expected value with the constraint that the probability of negative surplus is at an acceptable level.

Suggested approach

- Assumption: The portfolio has been optimised to have maximum expected value with the constraint that the probability of negative surplus is at an acceptable level.
- One could say that the risk measure used is VaR of surplus minus its expected value, and that the optimal portfolio has expected value for the surplus equal to its VaR.

Suggested approach

- Assumption: The portfolio has been optimised to have maximum expected value with the constraint that the probability of negative surplus is at an acceptable level.
- One could say that the risk measure used is VaR of surplus minus its expected value, and that the optimal portfolio has expected value for the surplus equal to its VaR.
- We typically want to have fixed weights for the assets, so we may assume the asset portfolio is rebalanced at the horizon. This affects the SCR.

Structure

- The surplus, and thus the VaR for the surplus, depends on the size of SCR. Two risk measures to keep track of.

Structure

- The surplus, and thus the VaR for the surplus, depends on the size of SCR. Two risk measures to keep track of.
- The surplus, although not linear, is homogeneous (whether we rebalance or not), so VaR of the surplus is homogeneous too.
- One could therefore make an Euler decomposition of the VaR.

Structure

- The surplus, and thus the VaR for the surplus, depends on the size of SCR. Two risk measures to keep track of.
- The surplus, although not linear, is homogeneous (whether we rebalance or not), so VaR of the surplus is homogeneous too.
- One could therefore make an Euler decomposition of the VaR.
- One could also make an Euler decomposition of the expected value of the surplus with contributions from the different assets. The decomposition is nontrivial since SCR is nonlinear.

Insights

- The Euler principle is “right”: We want to find expected asset returns that increase the expected value of the surplus at least as much as the VaR increases, so that the probability of negative surplus is kept at the given level.

Insights

- The Euler principle is “right”: We want to find expected asset returns that increase the expected value of the surplus at least as much as the VaR increases, so that the probability of negative surplus is kept at the given level.
- We can't compare ratios m_i/r'_i : We're interested in surplus (and not only the asset side of the balance sheet) and must correct the numerator with the cost of increased SCR that is caused by an increase in asset i .
- Analytical expressions are messy even in simplified cases.

Insights

- The Euler principle is “right”: We want to find expected asset returns that increase the expected value of the surplus at least as much as the VaR increases, so that the probability of negative surplus is kept at the given level.
- We can't compare ratios m_i/r'_i : We're interested in surplus (and not only the asset side of the balance sheet) and must correct the numerator with the cost of increased SCR that is caused by an increase in asset i .
- Analytical expressions are messy even in simplified cases.
- Calculation of VaR and its gradient requires simulations.

Thanks for your attention!